





Slimline Trickle Ventilator ("Clip Fit")



Product Overview

The Slimline Ventilator will provide Trickle Ventilation in accordance with the Building Regulations 2000: Part F: Approved Document F1 October 2010 and Scottish Building Regulations October 2011 Standard 3.14.

The product is specifically designed for "Through Profile" PVC-U applications using a 10 mm routed slot, and is available in two sizes. All ventilators are "Clip" fixed with the advantage of rapid fitting to profiles.

The products key features are as follows:

- Spring Clip fitting (No Screws) (Saves over 1 minute per window to install)
- Unique closure mechanism provides for adjustable ventilation with a positive action
- "BBA" Certification
- Sash window application - "Offset" clips are available

Contents

- 1 Product Detail
- 2 Physical Data
- 3 Materials Of Construction
- 4 Performance Data
- 5 Acoustic Values
- 6 Installation Instructions
- 7 Slimline Vent Routing Detail
- 8 LABC and BBA Certification
- 9 Part numbers



1. Product Detail

The product consists of an internal ventilator with adjustable closures to regulate incoming air flow and an external canopy with integral fly screen. A flat exterior grille is also available for use on patio doors or overframe applications.

Internal ventilator

This is injection moulded in PVC-U, with UV resistant Acetal spring clips that enable the ventilators to be firmly snapped into the routed slot in the profile. The installation of this vent provides time cost savings when compared with 'screw fitting' alternatives.

The closure plate has a positive action and multiple units in the 4000 version provide control of airflow.





A variety of custom fixing clips are available to offset the ventilator vertically relative to the 10mm slot for applications such as sash windows, where space is at a premium. These give offsets of +/- 2mm.

External canopy

This is complimentary to the interior unit and features the same materials and fixing methods. The canopy has an integral fly screen. A flat grille is available see page 37.

2. Physical Data

Dimensions & Weights

	Internal		External (Fly screen)	
	Dimension	Weight	Dimension	Weight
Slimline MK3 2000	18 mm x 242 mm Depth 20 mm	40g	18 mm x 242 mm Depth 20 mm	31g
Slimline MK3 4000	18 mm x 455 mm Depth 20 mm	74g	18 mm x 455 mm Depth 20 mm	55g

All dimensions are nominal

For colour options please see page 8 - 13.

3. Materials of Construction

Internal and external units are primarily moulded in UV stabilised PVC-U. The spring fixing clips are in UV stabilised Acetal. Suppliers data sheets for these polymers are available on request.

4. Performance Data

Vent Type	E.Q.A. (Equivalent Area)	Geometric Free Area
Slimline MK3 2000	1480 mm ²	2000 mm ²
Slimline MK3 4000	2590 mm ²	4000 mm ²

5. Acoustic Values

Vent Type	Values D.n.e.w.
Slimline MK 3 4000 Open	33dB
Slimline MK 3 4000 Closed	35dB
Slimline MK 3 2000 Open	37dB
Slimline MK 3 2000 Closed	40dB






6. Installation Instructions


1. The ventilator is normally fitted in the head of the frame or sash in a section that does not contain a reinforcing member.
2. Rout a 10 mm slot as detailed in the below diagrams.
3. Units are fitted by locating the spring fixings into the routed slots and pressing firmly into place.

Slim Vent 2000 Routing and Vent Footprint detail





Slim Vent 4000 Routing and Vent Footprint detail



4000 SLIMLINE VENT ROUTING DETAIL





7. Part numbers – Slimline 2000

SLIMLINE 2000	Internal	External	Full Vent	Colour and White vent
Traditional Colours				
White	2300720B	2300710B	2300700	N/A
Brown	2300721B	2300711B	2300701	2300790
Black	2300722B	2300712B	2300702	2300792
White (Cream Tint)			2300703	
White (Blue Tint)			2300704	
Oak Brown Tan 21				
Oak Brown	2300726B	2300716B	2300706	2300974
Cream RAL 9001			2300705	V235-00108
Cream RAL 1015	2300729B	2300719B	2300709	
Cream White		V235-00142B		
Woodgrain Patterns				
Mahogany (Aqua)	V235-00041B	V235-00038B	V235-00051	V235-00102
Rosewood (Aqua)	V235-00042B	V235-00058B	V235-00050	V235-00103
Light Oak (Aqua)	V235-00043B	V235-00040B	V235-00052	V235-00104
Irish Oak (Aqua)	V235-00075B	V235-00074B	V235-00073	
Modern Colours				
Grey 7001		V235-00211B		
Grey 7015	V235-00063B	V235-00061B	V235-00076	V235-00100
Grey 7016	V235-00068B	V235-00065B	V235-00077	V235-00101
Quartz Grey				
Agate Grey				
Basalt Grey				
Steel Blue				
Chartwell Green	V235-00131B	V235-00132B	V235-00094	V235-00106
Moss Green				
Dark Green				
Wine Red				
Dark Red				
Plain Irish Oak			V235-00095	V235-00107

Part numbers – Slimline 4000

SLIMLINE 4000	Internal	External	Full Vent	Colour and White vent
Traditional Colours				
White	4300720B	4300710B	4300700	N/A
Brown	4300721B	4300711B	4300701	4300790
Black	4300722B	4300712B	4300702	4300792
White (Cream Tint)			4300703	
White (Blue Tint)			4300704	
Oak Brown Tan 21				
Oak Brown	4300726B	4300716B	4300706	4300974
Cream RAL 9001			4300705	V435-00108
Cream RAL 1015	4300729B	4300719B	4300709	4300791
Cream White		V435-00142B		
Woodgrain Patterns				
Mahogany (Aqua)	V435-00034B	V435-00036B	V435-00051	V435-00102
Rosewood (Aqua)	V435-00043B	V435-00037B	V435-00050	V435-00103
Light Oak (Aqua)	V435-00033B	V435-00058B	V435-00052	V435-00104
Irish Oak (Aqua)	V435-00075B	V435-00074B	V435-00073	
Modern Colours				
Grey 7001		V435-00211B		
Grey 7015	V435-00063B	V435-00061B	V435-00076	V435-00100
Grey 7016	V435-00068B	V435-00065B	V435-00077	V435-00101
Quartz Grey				
Agate Grey				
Basalt Grey				
Steel Blue				
Chartwell Green	V435-00131B	V435-00132B	V435-00094	V435-00106
Moss Green				
Dark Green				
Wine Red				
Dark Red				
Plain Irish Oak			V435-00095	V435-00107

